

SmartCook project



**Co-funded by
the European Union**



**VOŠ | SPŠ | SOŠ
Varnsdorf**



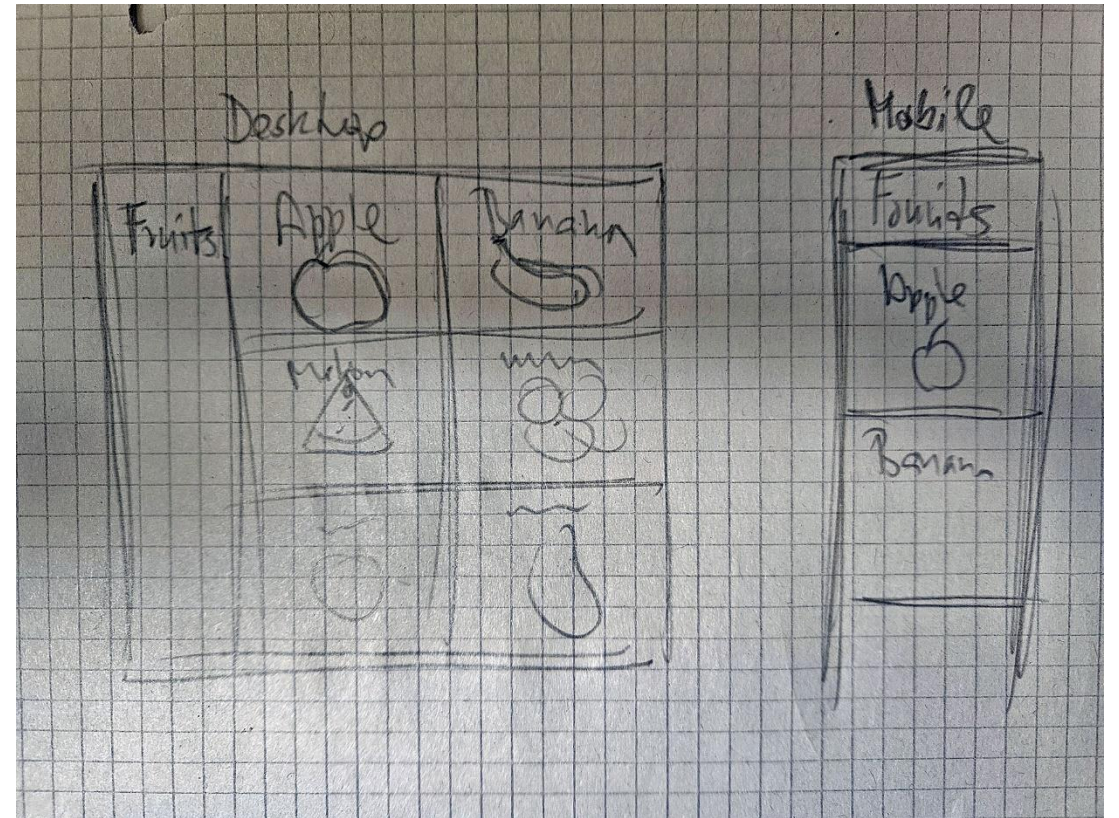
Funded by the European Union. Views and opinions expressed are however those of the author(s) only and do not necessarily reflect those of the European Union or the European Education and Culture Executive Agency (EACEA). Neither the European Union nor EACEA can be held responsible for them.

Static web presentation

step-by-step creation of a simple website

The concept

- The first idea of the appearance of the website.



Wireframe

Desktop

Desktop - wide

| | | | |
|--------|----------------|-----------------|----------------|
| Fruits | Apple Image | Banana Image | Melon Image |
| | Apple Image | Apple Image | Apple Image |

Desktop - normal

| | | |
|--------|----------------|-----------------|
| Fruits | Apple Image | Banana Image |
| | Apple Image | Apple Image |
| | Apple Image | Apple Image |

Mobile

Mobile/tablets

| | |
|--------|----------------|
| Fruits | Apple Image |
| | Apple Image |
| | Apple Image |


Mobile

| |
|----------------|
| Fruits |
| Apple Image |
| Apple Image |
| Apple Image |

Colors

A basic idea about web color.

The colors will be according to the individual types of fruit. The color code itself is used from the images. Dark in the background, light in the foreground.



Desktop - wide

| | | | |
|--------|----------------|-----------------|----------------|
| Fruits | Apple Image | Banana Image | Melon Image |
| | Apple Image | Apple Image | Apple Image |

Images


Image file formats:

- JPG
- PNG
- WEBP (used)
- SVG

Source: <https://www.freepik.com>

https://www.freepik.com/free-vector/detailed-fruit-collection_13839306.htm

License: Free license (attribution is required)



Font

We used the **Fredericka the Great** font for our website.

<https://fonts.google.com/specimen/Fredericka+the+Great>

These fonts are licensed under the
Open Font License.

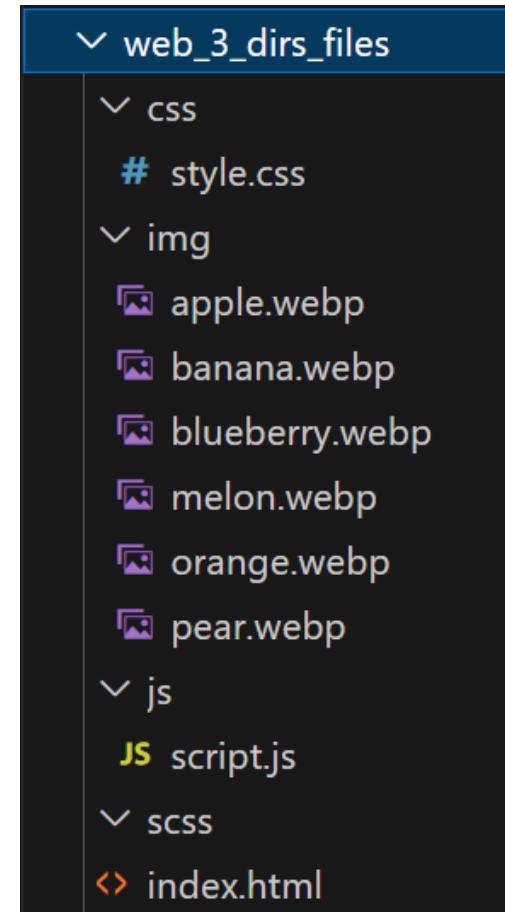
https://scripts.sil.org/cms/scripts/page.php?site_id=nrsi&id=OFL

| | | | | | | | | |
|---|---|---|---|---|---|---|---|---|
| A | Á | À | Â | Å | Ä | Ã | Æ | B |
| C | Ç | D | Ð | E | É | È | Ê | Ë |
| F | G | H | I | Í | Ì | Î | Ï | J |
| K | L | Ł | M | N | Ñ | O | Ó | Ò |
| Ô | Ö | Õ | Ø | Œ | P | Q | R | S |
| Š | T | U | Ú | Ù | Û | Ü | V | W |
| X | Y | Ý | ÿ | Z | Ž | Ɔ | | |

Website directory structure

A basic simple web presentation will contain images (webp) and source files for content(html), design(css, scss) and possibly website dynamics (js).

For this we will create a standard directory structure.



Content (HTML)

```
<!DOCTYPE html>
<html lang="en">
  <head>
    <meta charset="UTF-8" />
    <title>Fruits</title>
  </head>
  <body>
    ...
  </body>
</html>
```

Fruits

[Apple](#)




[Banana](#)



Design (CSS, SCSS)

```
* {  
  margin: 0;  
  padding: 0;  
}  
body {  
  font-family: "Fredericka the Great", cursive;  
  font-size: 16px;  
  font-weight: 400;  
}  
a {  
  text-decoration: none;  
  transition: all 500ms ease-in-out;  
}
```



Hosting and domain

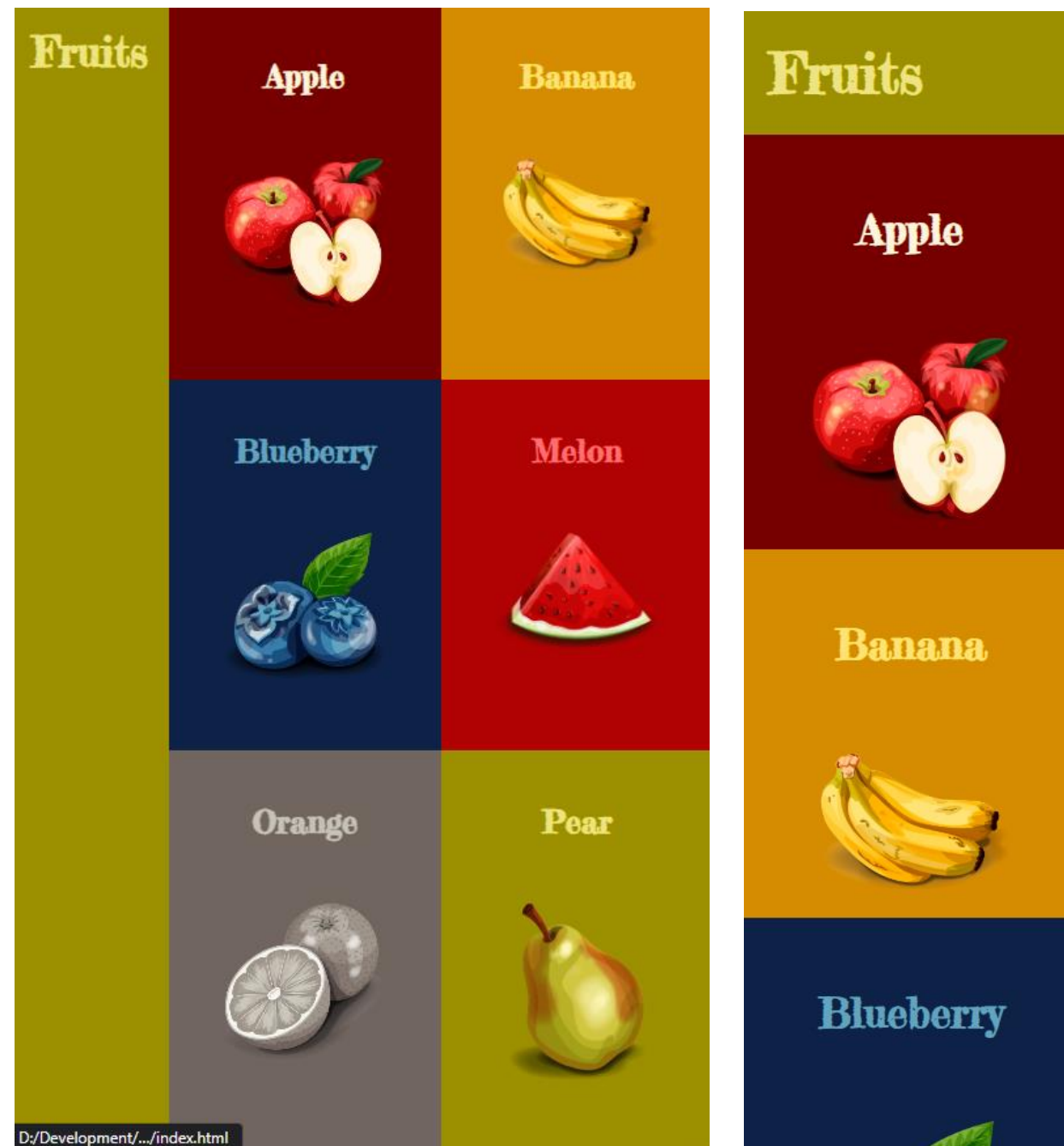
In order for a website to run on the **Internet**, it needs to be placed on a publicly accessible server (hosting) under a publicly accessible address (domain, URL).

URL:

<https://www.smartcook.eu>

<https://www.smartcook-project.eu/workshop/web/>

Result



Website as a Service

- We can also create websites without knowledge of coding in HTML or CSS. We can use web services, such as wix or framer, in which we simply click on the website.